
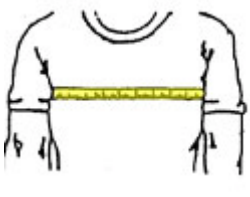
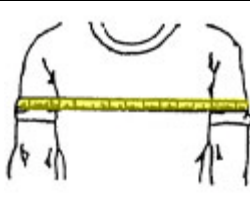
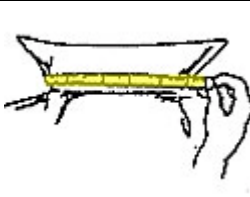
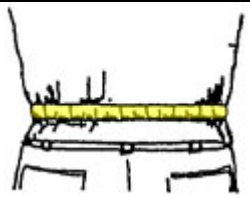
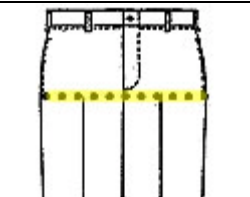
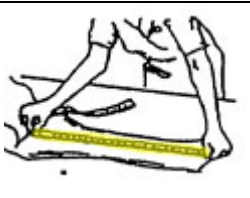
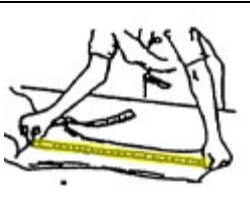


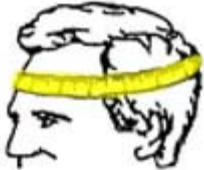

## How to Measure for a Proper Fit

Use this worksheet to record your measurements before you place your online order.

MEASUREMENTS	Illustration	DIRECTIONS	Record Your Measurement
SLEEVE		Measure from center of neck down your arm, behind elbow to far end of your cuff.	
CHEST		Measure around broadest part of chest. Keep tape <u>under</u> arms and across shoulder blades with arms down at side.	
OVERSHOULDER		Measure around chest <u>over</u> arms and shoulder blades all the way around chest and back.	
NECK		Choose a shirt that fits you well. Lay collar flat and measure from center of collar button to fat portion of button hole.	
WAIST		Measure around waist over shirt - not over pants. Measure accurately but not tight.	
SEAT/HIPS		Measure around the largest part of your seat/hip as shown. Measure all the way around.	
INSEAM		Choose a pair of pants that fit you well. Measure along <b>INNER</b> seam from crotch to bottom of pant leg.	
OUTSEAM		Choose a pair of pants that fit you well. Measure from the top of the waistband to the bottom of the trousers down the center seam on the outside of the trouser.	

## How to Measure for a Proper Fit

Use this worksheet to record your measurements before you place your online order.

HAT		<p>Measure around head ensuring that the tape is level all the way around and follow this chart:</p> <table border="1" style="width: 100%; border-collapse: collapse; margin: 10px 0;"> <thead> <tr> <th style="text-align: center;">Head Measurement</th> <th style="text-align: center;">Hat Size</th> </tr> </thead> <tbody> <tr><td style="text-align: center;">21 1/2"</td><td style="text-align: center;">6 7/8</td></tr> <tr><td style="text-align: center;">21 7/8"</td><td style="text-align: center;">7</td></tr> <tr><td style="text-align: center;">22 1/2"</td><td style="text-align: center;">7 1/8</td></tr> <tr><td style="text-align: center;">22 5/8"</td><td style="text-align: center;">7 1/4</td></tr> <tr><td style="text-align: center;">23"</td><td style="text-align: center;">7 3/8</td></tr> <tr><td style="text-align: center;">23 1/2"</td><td style="text-align: center;">7 1/2</td></tr> <tr><td style="text-align: center;">23 7/8"</td><td style="text-align: center;">7 5/8</td></tr> <tr><td style="text-align: center;">24 1/4"</td><td style="text-align: center;">7 3/4</td></tr> <tr><td style="text-align: center;">24 5/8"</td><td style="text-align: center;">7 7/8</td></tr> <tr><td style="text-align: center;">25"</td><td style="text-align: center;">8</td></tr> </tbody> </table> <p>NOTE: Remember to order the next largest size if your measurements fall between sizes.</p>	Head Measurement	Hat Size	21 1/2"	6 7/8	21 7/8"	7	22 1/2"	7 1/8	22 5/8"	7 1/4	23"	7 3/8	23 1/2"	7 1/2	23 7/8"	7 5/8	24 1/4"	7 3/4	24 5/8"	7 7/8	25"	8	
Head Measurement	Hat Size																								
21 1/2"	6 7/8																								
21 7/8"	7																								
22 1/2"	7 1/8																								
22 5/8"	7 1/4																								
23"	7 3/8																								
23 1/2"	7 1/2																								
23 7/8"	7 5/8																								
24 1/4"	7 3/4																								
24 5/8"	7 7/8																								
25"	8																								
GLOVES		<p>Measure around fullest part of hand keeping fingers together and not including thumb.</p> <table border="1" style="width: 100%; border-collapse: collapse; margin: 10px 0;"> <thead> <tr> <th style="text-align: center;">Hand Measurement</th> <th style="text-align: center;">Glove Size</th> </tr> </thead> <tbody> <tr><td style="text-align: center;">7 - 7 1/2"</td><td style="text-align: center;">XS</td></tr> <tr><td style="text-align: center;">8 - 8 1/2"</td><td style="text-align: center;">S</td></tr> <tr><td style="text-align: center;">9 - 9 1/2"</td><td style="text-align: center;">M</td></tr> <tr><td style="text-align: center;">10 - 10 1/2"</td><td style="text-align: center;">L</td></tr> <tr><td style="text-align: center;">11 - 11 1/2"</td><td style="text-align: center;">XL</td></tr> </tbody> </table> <p>NOTE: Remember to order the next largest size if your measurements fall between sizes.</p>	Hand Measurement	Glove Size	7 - 7 1/2"	XS	8 - 8 1/2"	S	9 - 9 1/2"	M	10 - 10 1/2"	L	11 - 11 1/2"	XL											
Hand Measurement	Glove Size																								
7 - 7 1/2"	XS																								
8 - 8 1/2"	S																								
9 - 9 1/2"	M																								
10 - 10 1/2"	L																								
11 - 11 1/2"	XL																								